

HXDM-100W SERIES



FEATURES

- Universal AC Input/ Full Range
- DC OK Signal Output
- Protection: Short Circuit/Overload/ Over Voltage
- Installation On DIN Rail TS-35/7.5 & 15
- DC Output Voltage Adjustable
- Built-in Active PFC Function
- 4 Years Warranty
- Works on DC Input (120~370VDC) also

IS 13252 (Part 1) 2010/
IEC 60950-1:2005
R-62006220
www.bis.gov.in



HXDM-100 is a slim line power family are designed with slim plastic housing and for full range AC input from 90VAC to 264VAC. The series are single phase PSU, providing DC OK relay contact and adjustable DC output voltage. They have high efficiency and operate in wide temperature range. The series can widely used for industrial automation & control systems, varied equipments etc.

SELECTION GUIDE

Product Model	DC Voltage	Rated Current(max)	Rated Power
HXDM-100-12	12V	7.5A	90W
HXDM-100-24	24V	4A	96W
HXDM-100-48	48V	2A	96W

INPUT CHARACTERISTICS

Parameter	Units	Model
VOLTAGE RANGE	90-264VAC/120-370VDC	
FREQUENCY RANGE	47~63Hz	
INRUSH CURRENT(TYP.)	30A/115VAC cold start	
	60A/230VAC cold start	
AC CURRENT(TYP.)	1.3A/115VAC	
	0.8A/230VAC	
LEAKAGE CURRENT	<1mA/240VAC	
EFFICIENCY	83%	HXDM-100-12
	86%	HXDM-100-24
	87%	HXDM-100-48

OUTPUT CHARACTERISTICS

Parameter	Units	Model
RIPPLE & NOISE(MAX.)	120mVp-p	HXDM-100-12
	150mVp-p	HXDM-100-24
	200mVp-p	HXDM-100-48
VOLTAGE ADJ. RANGE	12~15V	HXDM-100-12
	24~30V	HXDM-100-24
	48~ 56V	HXDM-100-48

Parameter	Units
VOLTAGE TOLERANCE	±2.0%
LINE REGULATION	±1.0%
LOAD REGULATION	±1.0%
SETUP, RISE TIME	3000ms, 50ms/230VAC at full load
	3000ms, 50ms/115VAC at full load
HOLD UP TIME (TYP.)	50ms/230VAC at full load
	20ms/115VAC at full load

PROTECTION

Parameter	Units	Model
OVER LOAD	105%-150% Rated Output Power	
	Protection type: Hiccup Mode- recovers automatically after fault condition is removed	
OVER VOLTAGE	12V:15.6 ~ 18V	HXDM-100-12
	24V:31.2 ~ 36V	HXDM-100-24
	48V:57.6 ~64.8V	HXDM-100-48
	Protection type : Shut down o/p voltage, re-power on to recover	

ENVIRONMENT

Parameter	Units
OPERATING TEMPERATURE	-10°C to 60°C(Refer to "Derating Curve")
STORAGE TEMP	-40°C to 85°C
STORAGE HUMIDITY	10 ~ 95% RH
WORKING HUMIDITY	20% ~ 90% RH Non-Condensing

SAFETY & EMC

Parameter	Units
SAFETY REGULATIONS	BS/EN62368-1 approved
WITHSTAND VOLTAGE	I/P-O/P:3KVAC I/P-FG:2KVAC O/P-FG:0.5KVAC
ISOLATION RESISTANCE	I/P-O/P, I/P-FG, O/P-FG:100M Ohms / 500VDC / 25°C/ 70% RH
EMC EMISSION	BS EN/EN 55032 class B, BS EN/EN IEC 61000-3-2,3
EMC IMMUNITY	BS EN/EN61000-4-2,3,4,5,6,8,11

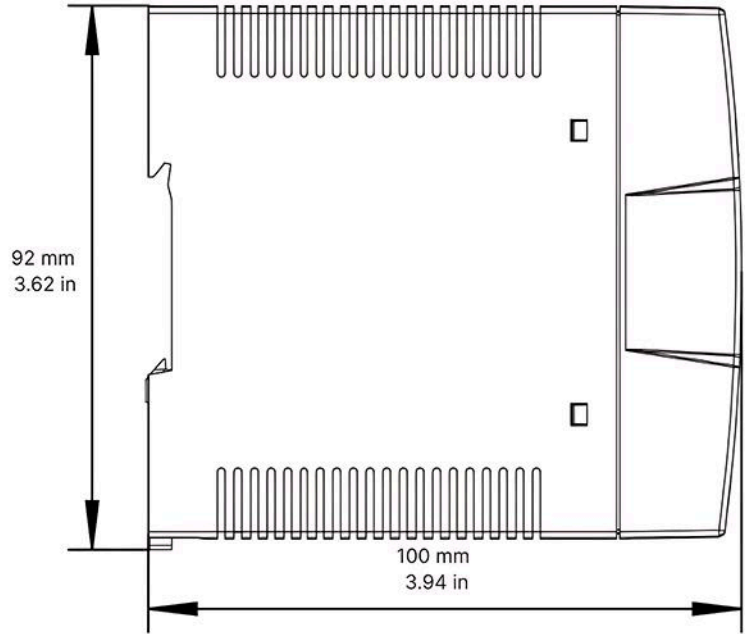
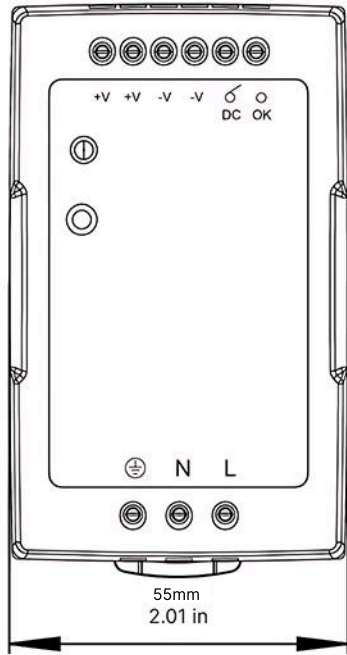
DIMENSIONS, WEIGHT & PACKING

Parameter	Units
SIZE:	55*100*92 mm (LxWxH)
WEIGHT:	400g
CARTON SIZE:	42.5 × 32 × 24 CM
	21.26 × 16.73 × 9.45 in
MASTER CARTON QUANTITIES:	40pcs / Carton

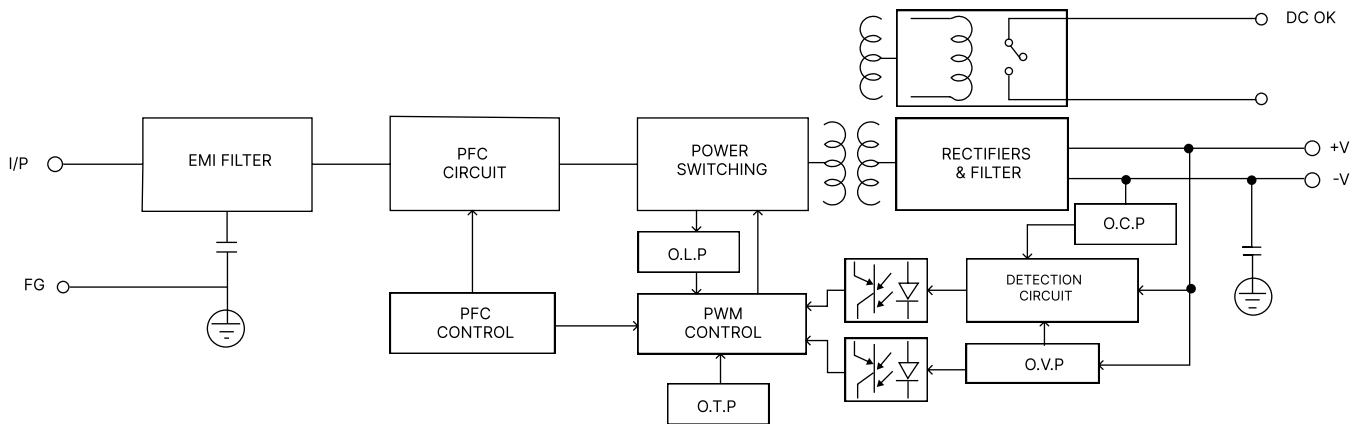
NOTE

1. All parameters NOT specially mentioned at 230VAC input, rated load and 25°C of ambient temperature.
2. Ripple & noise are measured from peak to peak with band width limit of 20MHz(0.1uF and 47uF/50V parallel capacitor under DC output full load, AC nominal input 25°C ambient temperature).
3. Installation clearances: top with 40mm, bottom with 20mm, left and right with 5mm. Increase the space to 10-15mm when the adjacent device is heat source.
4. Derating may be needed under low input voltage. Please check the derating curve for more details.
5. Efficiency test after 30 minutes of burn-in.
6. The ambient temperature derating of 3.5 °C/1000m for operating altitude higher than 2000m(6500ft).

DIMENSIONS AND INSTALLATION



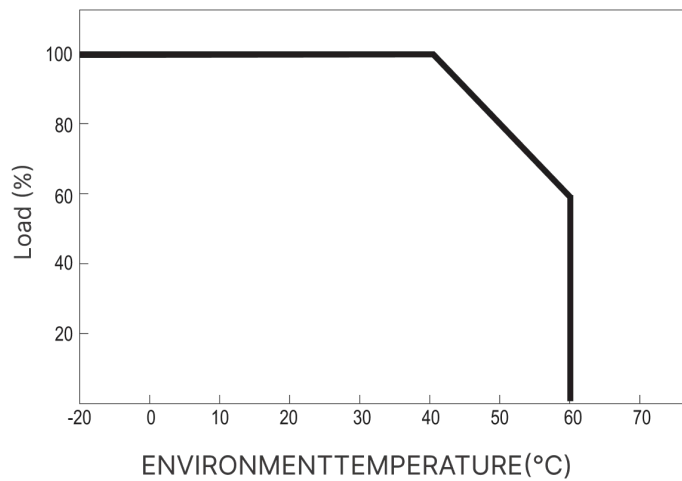
FUNCTIONAL DIAGRAM



APPLICATION OF DC OK ACTIVE SIGNAL

Parameter	Units
Contact Close	PSU turns on / DC OK
Contact Open	PSU turns off / DC Fail
Contact Ratings (max.)	30V/1A resistive load

DERATING CURVE



OUTPUT DERATING VS INPUT VOLTAGE CURVES

